



# Stoneware Combo

## SW-169 FROSTED LEMON



SW-169  
Frosted Lemon

CONE 6

Technique was achieved by brushing on two (2) layers of base glaze.  
Then apply two (2) layers of top glaze (SW-169 Frosted Lemon), letting glazes dry between coats.



SW-100  
Blue Surf

SW-169 Frosted Lemon  
over  
SW-100 Blue Surf



SW-106  
Alabaster

SW-169 Frosted Lemon  
over  
SW-106 Alabaster




SW-117  
Honeycomb

SW-169 Frosted Lemon  
over  
SW-117 Honeycomb



SW-146  
Aurora Green

SW-169 Frosted Lemon  
over  
SW-146 Aurora Green



SW-156  
Galaxy

SW-169 Frosted Lemon  
over  
SW-156 Galaxy



SW-165  
Lavender Mist

SW-169 Frosted Lemon  
over  
SW-165 Lavender Mist




SW-166  
Norse Blue

SW-169 Frosted Lemon  
over  
SW-166 Norse Blue



SW-168  
Coral Sands

SW-169 Frosted Lemon  
over  
SW-168 Coral Sands



SW-170  
Blue Hydrangea

SW-169 Frosted Lemon  
over  
SW-170 Blue Hydrangea



SW-176  
Sandstone

SW-169 Frosted Lemon  
over  
SW-176 Sandstone



SW-179  
Muddy Waters

SW-169 Frosted Lemon  
over  
SW-179 Muddy Waters



SW-181  
Night Moth

SW-169 Frosted Lemon  
over  
SW-181 Night Moth



Vases shown are fired to Cone 6 on White Stoneware body.

MaycoColors.com





# Stoneware Combo



SW-169  
Frosted Lemon

## SW-169 FROSTED LEMON



CONE 10

Technique was achieved by brushing on two (2) layers of base glaze.  
Then apply two (2) layers of top glaze (SW-169 Frosted Lemon), letting glazes dry between coats.




SW-100  
Blue Surf

SW-169 Frosted Lemon  
over  
SW-100 Blue Surf

SW-106  
Alabaster

SW-169 Frosted Lemon  
over  
SW-106 Alabaster




SW-117  
Honeycomb

SW-169 Frosted Lemon  
over  
SW-117 Honeycomb




SW-146  
Aurora Green

SW-169 Frosted Lemon  
over  
SW-146 Aurora Green




SW-156  
Galaxy

SW-169 Frosted Lemon  
over  
SW-156 Galaxy




SW-165  
Lavender Mist

SW-169 Frosted Lemon  
over  
SW-165 Lavender Mist




SW-166  
Norse Blue

SW-169 Frosted Lemon  
over  
SW-166 Norse Blue




SW-168  
Coral Sands

SW-169 Frosted Lemon  
over  
SW-168 Coral Sands




SW-170  
Blue Hydrangea

SW-169 Frosted Lemon  
over  
SW-170 Blue Hydrangea




SW-176  
Sandstone

SW-169 Frosted Lemon  
over  
SW-176 Sandstone




SW-179  
Muddy Waters

SW-169 Frosted Lemon  
over  
SW-179 Muddy Waters




SW-181  
Night Moth

SW-169 Frosted Lemon  
over  
SW-181 Night Moth

Vases shown are fired to Cone10 on White Stoneware body.



MaycoColors.com

